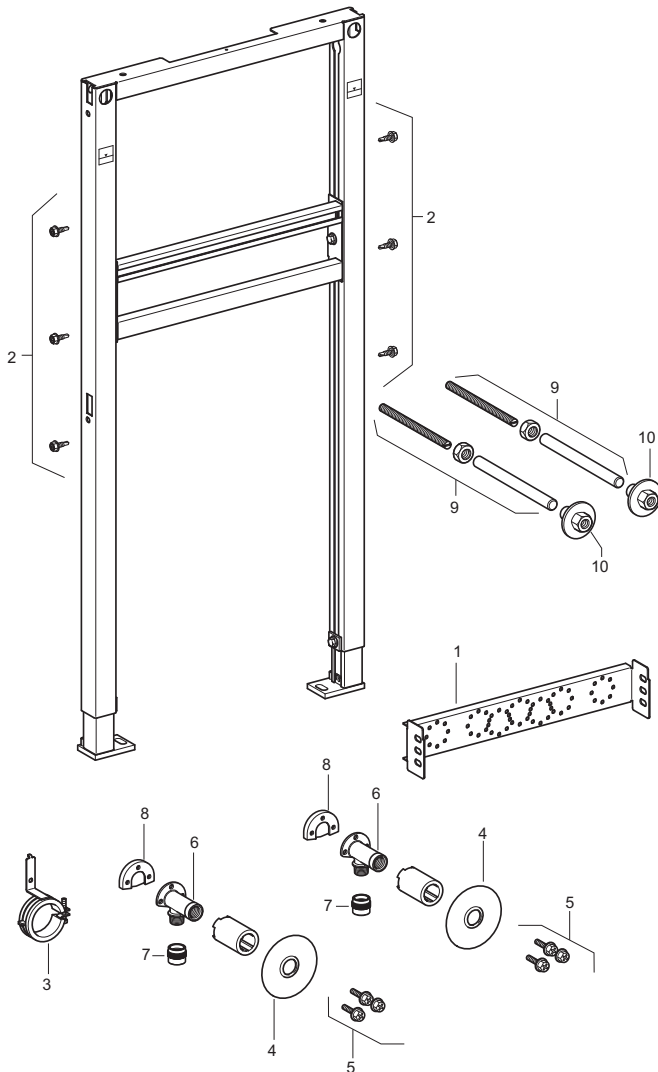


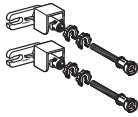

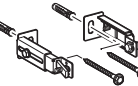



# Inactive\* System Replacement Parts

## Replacement Parts for Wall-Hung Lavatory Carrier 111.456.00.1


Item No.	Model No.	Description	List Price
1	241.803.00.1	Crossbar for deck-mounted faucet	14.00
2	111.892.00.1	Frame mounting screws for steel stud construction, Galvanized; self-tapping	3.00
3	241.805.00.1	Pipe bracket for outlet bend, Ø40 mm	12.00
4	240.243.00.1	Seal washer, EPDM, 26 mm	3.00
5	216.197.00.1	Mounting Screws for water supply, self tapping	2.00
6	602.287.00.1	Fitting body, Gun Metal	23.00
7	632.001.00.1	MeplaFix Adapter, Brass	12.00
8	601.802.00.1	Sound insulation base, EPDM	2.00
9	241.059.00.1	Threaded Rod	14.00
10	241.009.00.1	Collar Nut	9.00



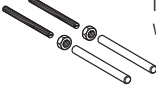
### Mounting Accessories for Carrier Frames

Description	Model No.	List Price
 Frame to wall anchoring for 5.12"–7.87" (13–20 cm) thick unfinished pre-wall	111.815.00.1	\$30.00
 Frame to wall anchoring for 5.12"–7.87" (13–20 cm) thick unfinished pre-wall corner installations	111.835.00.1	30.00
 Frame to wall anchoring where foot installations into floor are not allowed for 5.12"–7.87" (13–20 cm) thick unfinished pre-wall	111.867.00.1	61.00
 Fastening set for sinks with 14.9"–22.8" (38–58 cm) mounting centers	111.868.00.1	103.00
 Frame to stud fastening set for extended stud spacing from 19.75"–25.56" (50–65 cm)	111.869.00.1	30.00
 Frame to wall anchoring extensions for 7.87"–15.75" (20–40 cm) thick unfinished pre-wall	111.887.00.1	11.00

### Lavatory Connection Accessories

 Cover caps with leveling washer, Plastic, Alpine white	217.713.11.1	\$5.00
--	--------------	--------

### Required Accessories for 3.54"–7.09" (9–18 cm) Finished Wall Thickness

 Mounting rod extension set for wall-hung lavatory, M10	242.233.00.1	20.00
---	--------------	-------

\* Inactive since 01/09